



# Snowflakes For Cancer- Cure

<i>Author:</i>	<i>Virginia Knutson</i>
<i>Grid Size:</i>	<i>49W x 60H</i>
<i>Cloth Count:</i>	<i>14</i>
<i>Fabric:</i>	<i>Your Choice</i>
<i>Design Area:</i>	<i>3.5" W x 4.29" H (45 x 56 stitches)</i>


*Legend: DMC Stranded Cotton*

 602 cranberry - md

 604 cranberry - lt

*Beads:*

 Mill Hill Glass Beads 2004 Tea Rose

 Mill Hill Glass Beads 2018 Crystal Pink

*Instructions:*

## General Chart Directions:

All cross stitches are worked using 2 strands of floss except if you are using 28ct over 1 then you would use 1 strand.

Beads are attached with a cross stitch in the same color as the snowflake.

Please feel free to use your favorite colors for this chart. A suggestion would be DMC #116.

If you are going to use 18 count fabric or stitching over one on 28 ct. I highly suggest you use Mill Hill Petite Glass Beads.

I have designed this pattern so you may stitch it large enough to frame or small enough to make into an ornament. It depends on the fabric count you use.

14 count fabric size....3.5 by 4.29

16 count fabric size....3.06 by 3.75

18 count fabric size....2.72 by 3.33

28 count fabric over 1...1.75 by 2.14

## QUESTIONS/COMMENTS?

Please feel free to contact Virginia: [Virginia@veeandco.com](mailto:Virginia@veeandco.com) <<mailto:Virginia@veeandco.com>>

Copyright 2009, VeeandCo Cross\*Stitch Designs. The chart design "Cure " is the sole property of VeeandCo Cross\*Stitch Designs and are fully protected by copyright laws. It was designed as a complimentary chart for cancer.